

FORT LUPTON

MOSQUITO CONTROL PROGRAM

2021 MAY/JUNE REPORTS



VECTOR DISEASE CONTROL INTERNATIONAL LLC
7000 NORTH BROADWAY, SUITE 108
DENVER, CO 80211

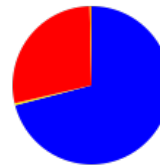


Adult Trap Data - Detail

Start Date: 05/01/2021 End Date: 06/30/2021

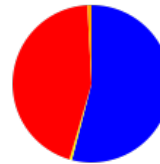
Fort Lupton, CO

Trap #	Date	Species	Count	Percent
FL-04	CDC Light Trap	Weld Fort Lupton Original Fort Site		
	06/08/2021	<i>Aedes dorsalis</i>	115	2.1%
	06/08/2021	<i>Aedes melanimon</i>	5	0.1%
	06/08/2021	<i>Aedes vexans</i>	1,345	24.9%
	06/08/2021	<i>Culex tarsalis</i>	35	0.6%
	06/15/2021	<i>Aedes dorsalis</i>	40	0.7%
	06/15/2021	<i>Aedes melanimon</i>	20	0.4%
	06/15/2021	<i>Aedes vexans</i>	652	12.1%
	06/15/2021	<i>Anopheles freeborni</i>	4	0.1%
	06/15/2021	<i>Culex tarsalis</i>	464	8.6%
	06/15/2021	<i>Culiseta inornata</i>	20	0.4%
	06/21/2021	<i>Aedes dorsalis</i>	215	4.0%
	06/21/2021	<i>Aedes melanimon</i>	7	0.1%
	06/21/2021	<i>Aedes vexans</i>	152	2.8%
	06/21/2021	<i>Anopheles freeborni</i>	5	0.1%
	06/21/2021	<i>Culex tarsalis</i>	321	5.9%
	06/28/2021	<i>Aedes dorsalis</i>	313	5.8%
	06/28/2021	<i>Aedes melanimon</i>	53	1.0%
	06/28/2021	<i>Aedes vexans</i>	914	16.9%
	06/28/2021	<i>Anopheles freeborni</i>	13	0.2%
	06/28/2021	<i>Culex tarsalis</i>	707	13.1%
		Total	5,400	



- *Aedes-Oc*
- *Anopheles*
- *Culex*
- *Culiseta*
- *Other*

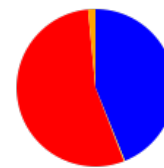
Trap #	Date	Species	Count	Percent
FL-11	CDC Light Trap	Weld Fort Lupton North		
	06/07/2021	<i>Aedes dorsalis</i>	12	2.0%
	06/07/2021	<i>Aedes melanimon</i>	8	1.3%
	06/07/2021	<i>Aedes vexans</i>	45	7.5%
	06/07/2021	<i>Culex tarsalis</i>	4	0.7%
	06/14/2021	<i>Aedes dorsalis</i>	9	1.5%
	06/14/2021	<i>Aedes melanimon</i>	3	0.5%
	06/14/2021	<i>Aedes vexans</i>	108	18.0%
	06/14/2021	<i>Anopheles freeborni</i>	1	0.2%
	06/14/2021	<i>Culex tarsalis</i>	81	13.5%
	06/14/2021	<i>Culiseta inornata</i>	1	0.2%



- *Aedes-Oc*
- *Anopheles*
- *Culex*
- *Culiseta*
- *Other*

Trap #	Date	Species	Count	Percent
	06/21/2021	<i>Aedes dorsalis</i>	12	2.0%
	06/21/2021	<i>Aedes vexans</i>	8	1.3%
	06/21/2021	<i>Culex pipiens</i>	1	0.2%
	06/21/2021	<i>Culex tarsalis</i>	82	13.7%
	06/21/2021	<i>Culiseta inornata</i>	1	0.2%
	06/28/2021	<i>Aedes dorsalis</i>	71	11.8%
	06/28/2021	<i>Aedes melanimon</i>	6	1.0%
	06/28/2021	<i>Aedes vexans</i>	42	7.0%
	06/28/2021	<i>Anopheles freeborni</i>	2	0.3%
	06/28/2021	<i>Culex pipiens</i>	1	0.2%
	06/28/2021	<i>Culex tarsalis</i>	99	16.5%
	06/28/2021	<i>Culiseta inornata</i>	3	0.5%
		Total	600	

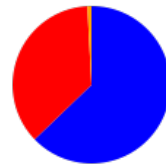
FL-12	CDC Light Trap	Weld	Ft. Lupton Central 8th & Broadway	Count	Percent
		06/08/2021	<i>Aedes dorsalis</i>	7	1.3%
		06/08/2021	<i>Aedes melanimon</i>	2	0.4%
		06/08/2021	<i>Aedes vexans</i>	92	17.4%
		06/08/2021	<i>Culex tarsalis</i>	8	1.5%
		06/14/2021	<i>Aedes dorsalis</i>	5	0.9%
		06/14/2021	<i>Aedes melanimon</i>	1	0.2%
		06/14/2021	<i>Aedes vexans</i>	39	7.4%
		06/14/2021	<i>Culex tarsalis</i>	20	3.8%
		06/14/2021	<i>Culiseta inornata</i>	1	0.2%
		06/21/2021	<i>Aedes dorsalis</i>	7	1.3%
		06/21/2021	<i>Aedes vexans</i>	16	3.0%
		06/21/2021	<i>Culex tarsalis</i>	30	5.7%
		06/21/2021	<i>Culiseta inornata</i>	1	0.2%
		06/28/2021	<i>Aedes dorsalis</i>	9	1.7%
		06/28/2021	<i>Aedes increpitus</i>	1	0.2%
		06/28/2021	<i>Aedes melanimon</i>	4	0.8%
		06/28/2021	<i>Aedes vexans</i>	49	9.3%
		06/28/2021	<i>Anopheles freeborni</i>	1	0.2%
		06/28/2021	<i>Culex pipiens</i>	17	3.2%
		06/28/2021	<i>Culex tarsalis</i>	212	40.2%
		06/28/2021	<i>Culiseta inornata</i>	6	1.1%
			Total	528	



- *Aedes-Oc*
- *Anopheles*
- *Culex*
- *Culiseta*
- *Other*

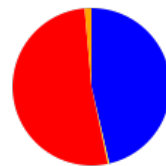
Trap #	Date	Species	Count	Percent
--------	------	---------	-------	---------

FL-13	CDC Light Trap	Weld	Ft. Lupton East Coyote Creek		
		06/07/2021	<i>Aedes dorsalis</i>	45	18.6%
		06/07/2021	<i>Aedes melanimon</i>	1	0.4%
		06/07/2021	<i>Aedes vexans</i>	43	17.8%
		06/07/2021	<i>Culex tarsalis</i>	2	0.8%
		06/15/2021	<i>Aedes dorsalis</i>	8	3.3%
		06/15/2021	<i>Aedes melanimon</i>	2	0.8%
		06/15/2021	<i>Aedes vexans</i>	29	12.0%
		06/15/2021	<i>Culex tarsalis</i>	14	5.8%
		06/15/2021	<i>Culiseta inornata</i>	1	0.4%
		06/21/2021	<i>Aedes dorsalis</i>	2	0.8%
		06/21/2021	<i>Aedes vexans</i>	2	0.8%
		06/21/2021	<i>Culex salinarius</i>	1	0.4%
		06/21/2021	<i>Culex tarsalis</i>	49	20.2%
		06/28/2021	<i>Aedes dorsalis</i>	5	2.1%
		06/28/2021	<i>Aedes melanimon</i>	1	0.4%
		06/28/2021	<i>Aedes vexans</i>	14	5.8%
		06/28/2021	<i>Culex tarsalis</i>	22	9.1%
		06/28/2021	<i>Culiseta inornata</i>	1	0.4%
			Total	242	



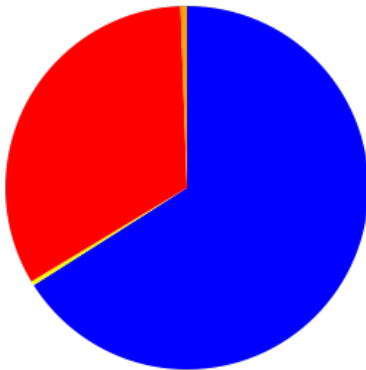
- *Aedes-Oc*
- *Anopheles*
- *Culex*
- *Culiseta*
- *Other*

FL-14	CDC Light Trap	Weld	Ft. Lupton South Lone Pine Park		
		06/07/2021	<i>Aedes dorsalis</i>	15	4.1%
		06/07/2021	<i>Aedes increpitus</i>	1	0.3%
		06/07/2021	<i>Aedes melanimon</i>	1	0.3%
		06/07/2021	<i>Aedes vexans</i>	52	14.4%
		06/07/2021	<i>Culex tarsalis</i>	15	4.1%
		06/14/2021	<i>Aedes dorsalis</i>	3	0.8%
		06/14/2021	<i>Aedes increpitus</i>	2	0.6%
		06/14/2021	<i>Aedes melanimon</i>	4	1.1%
		06/14/2021	<i>Aedes vexans</i>	24	6.6%
		06/14/2021	<i>Anopheles freeborni</i>	1	0.3%
		06/14/2021	<i>Culex tarsalis</i>	26	7.2%
		06/14/2021	<i>Culiseta inornata</i>	1	0.3%
		06/21/2021	<i>Aedes dorsalis</i>	8	2.2%
		06/21/2021	<i>Aedes melanimon</i>	1	0.3%



- *Aedes-Oc*
- *Anopheles*
- *Culex*
- *Culiseta*
- *Other*

Trap #	Date	Species	Count	Percent
	06/21/2021	<i>Aedes vexans</i>	11	3.0%
	06/21/2021	<i>Culex tarsalis</i>	45	12.4%
	06/28/2021	<i>Aedes dorsalis</i>	9	2.5%
	06/28/2021	<i>Aedes melanimon</i>	1	0.3%
	06/28/2021	<i>Aedes vexans</i>	36	9.9%
	06/28/2021	<i>Culex pipiens</i>	1	0.3%
	06/28/2021	<i>Culex tarsalis</i>	101	27.9%
	06/28/2021	<i>Culiseta inornata</i>	4	1.1%
Total			362	



		TOTAL	%
	<i>Aedes-Oc</i>	4,707	66.0%
	<i>Anopheles</i>	27	0.4%
	<i>Culex</i>	2,358	33.1%
	<i>Culiseta</i>	40	0.6%
	<i>Other</i>	0	0.0%



Ground Adulicide Applications

Start Date: 05/01/2021 End Date: 06/30/2021

Fort Lupton, CO

Month	Date	Municipality	Chemical	Mix Ratio	Trip Miles	Spray Miles	Spray Acres	Gallons Sprayed
FL Aspen Hill Applications								
June 2021	06/24/2021		Aqua Kontrol 30-30 (73748-11)	1:4	2.4	1.5	55.3	0.9
<i>Total Aqua Kontrol 30-30 Applied:</i>								<i>0.9</i>
FL Aspen Hill Totals:					2.4	1.5	55.3	0.9
FL Fort Lupton Central Applications								
June 2021	06/10/2021		Aqua Kontrol 30-30 (73748-11)	1:5	8.1	4.8	173.1	2.7
<i>Total Aqua Kontrol 30-30 Applied:</i>								<i>2.7</i>
FL Fort Lupton Central Totals:					8.1	4.8	173.1	2.7
FL Pearson Park Applications								
June 2021	06/17/2021		Aqua Kontrol 30-30 (73748-11)	1:5	0.8	0.7	26.5	0.4
	06/24/2021		Aqua Kontrol 30-30 (73748-11)	1:4	0.9	0.8	30.5	0.5
<i>Total Aqua Kontrol 30-30 Applied:</i>								<i>0.9</i>
FL Pearson Park Totals:					1.7	1.6	57.1	0.9
Grand Totals:					12.1	7.9	285.4	4.5



Larval Data - Summary

Start Date: 05/01/2021 End Date: 06/30/2021

Fort Lupton, CO

	Total Site Inspections	Wet Sites	% Wet	Sites Treated	Percentage Breeding*	Acres Treated
FL 0001 Lone Pine Park	3.0	3.0	100.0%	0.0	0.0%	0.0
FL 0002 14.5 Marsh	3.0	3.0	100.0%	1.0	33.3%	1.6
FL 0003 Copper Ave Ditch	2.0	2.0	100.0%	1.0	50.0%	0.2
FL 0004 Meadows Retention	3.0	0.0	0.0%	0.0	0.0%	0.0
FL 0005 Mountview Retention	3.0	3.0	100.0%	3.0	100.0%	1.0
FL 0006 Golf End Ditch	3.0	3.0	100.0%	0.0	0.0%	0.0
FL 0007 Salud Health Basin	3.0	1.0	33.3%	0.0	0.0%	0.0
FL 0008 Community Center Retention	3.0	3.0	100.0%	0.0	0.0%	0.0
FL 0009 Platte Coastline	3.0	3.0	100.0%	1.0	33.3%	0.0
FL 0010 Corvette Cir Ditch	3.0	2.0	66.7%	2.0	100.0%	0.1
FL 0011 Purman/Silverado Ditch	3.0	1.0	33.3%	0.0	0.0%	0.0
FL 0012 Lone Pine Retention	3.0	2.0	66.7%	0.0	0.0%	0.0
FL 0013 Grand Marsh	3.0	3.0	100.0%	1.0	33.3%	0.1
FL 0014 End Of 9th	3.0	0.0	0.0%	0.0	0.0%	0.0
FL 0015 Beth Ave Ditch	3.0	3.0	100.0%	1.0	33.3%	0.9
	44.0	32.0	72.7%	10.0	31.3%	3.9