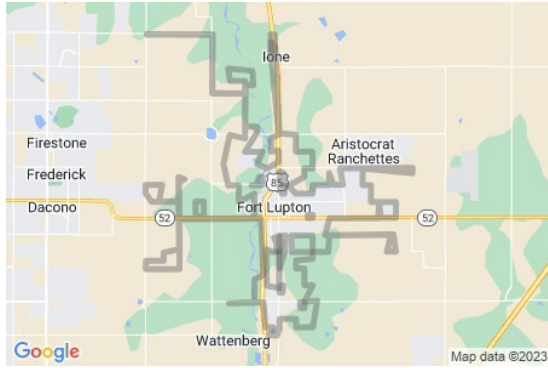


Fort Lupton

County: Weld

City of Fort Lupton

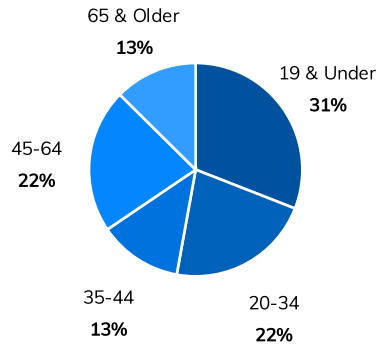
(720) 466-6119 | mmagelssen@fortluptonco.gov



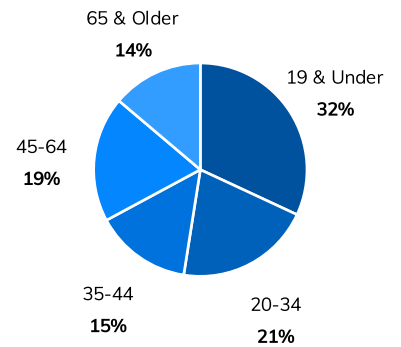
Source: ESRI®, 2023

Population

Population By Age 2023



Population By Age 2025



Population Overview

Population 2023:	8,634
Population 2025:	9,437
Female Population 2023:	4,352
Male Population 2023:	4,280
Diversity Index:	80.4

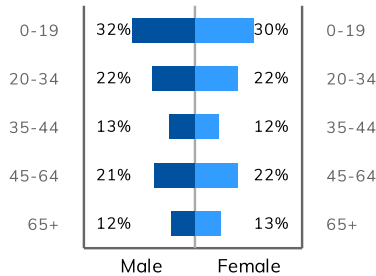
Population By Race

White:	54%
Hispanic or Latino:	54%
Some Other Race:	24%
Two or More Races:	19%
American Indian:	2%
Black or African American:	1%
Asian:	Below 1%
Native Hawaiian or Pacific Islander:	Below 1%

Workforce

Total Workforce:	4,258
Employed:	94%
Unemployed:	6%

Age & Gender 2023




Median Age 2023




Households



Total Families



Average Daily Commute



Net Migration



Housing Overview


2023 Median Home Value:	\$359,202
2025 Median Home Value:	\$411,952
2023 Total Housing Units:	2,962
2023 Owner Occupied Units:	2,134
2023 Renter Occupied Units:	701
2023 Vacant Units:	127
2025 Total Housing Units:	3,290
2025 Owner Occupied Units:	2,383
2025 Renter Occupied Units:	701
2025 Vacant Units:	187

Employment by Industry


Construction:	557
Health Care/Social Assistance:	499
Retail Trade:	473
Transportation/Warehousing:	382
Manufacturing:	343
Accommodation/Food Services:	335
Educational Services:	257
Other Services:	164
Agriculture/Forestry/Fishing/Hunting:	160
Professional/Scientific/Tech Services:	141
Admin/Support/Waste Management Services:	131
Mining/Quarrying/Oil & Gas Extraction:	112
Public Administration:	110
Arts/Entertainment/Recreation:	98
Finance/Insurance:	76
Information:	61
Wholesale Trade:	45
Utilities:	42
Real Estate/Rental/Leasing:	30
Management of Companies/Enterprises:	0

Income


Median Household Income



Average Household Income



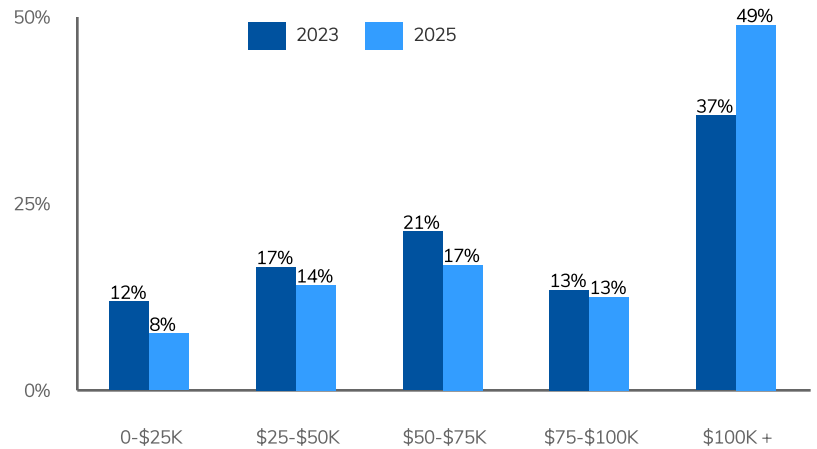
Per Capita Income



Income Growth


Per Capita Income Annual Growth Rate	3.81%
Median Household Income Annual Growth Rate	5.24%

Household Income Distribution

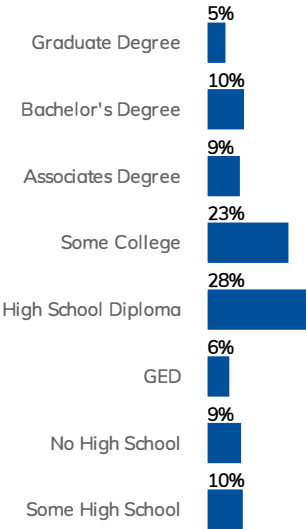


Education

Education Levels



Education Attainment 2023



Source: ESRI®, 2023



Michelle Magelssen
Economic Development Manager
Main 303.857.6694 | **Direct** (720) 466-6119
Mobile (303) 994-2782 | **Fax** (303) 857-0351
MMagelssen@Fortluptonco.gov
1200 Dexter St Unit W13, Fort Lupton, CO 80621

Audrey Herbison | Director of Economic Development | Upstate Colorado Economic Development
822 7th Street | Greeley, CO 80631 | (970) 909-2889 | a herbison@upstatecolorado.org